

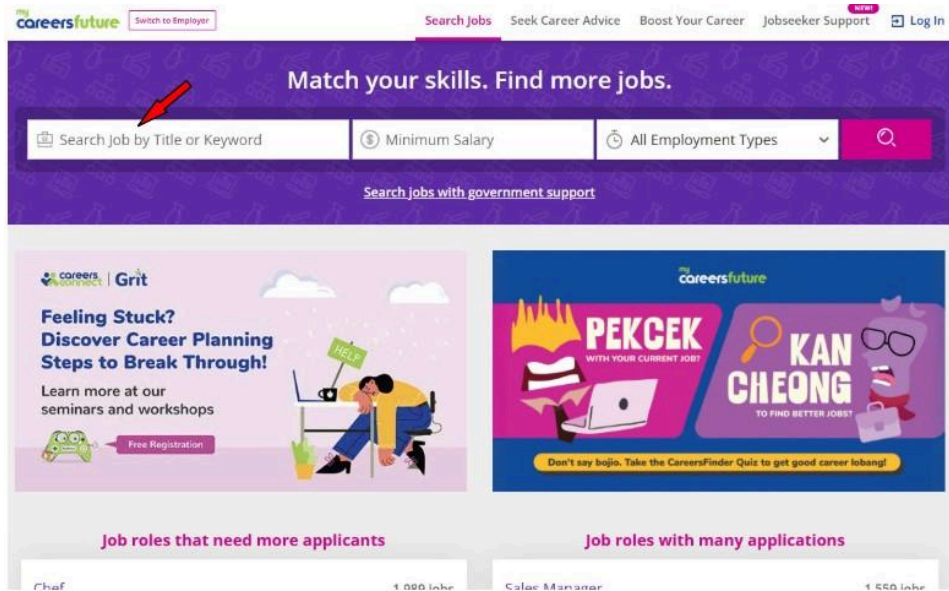
Kidibliss Step-by-step Guide for Job Applications

1. Open MyCareersFuture.

Go to the site: mycareersfuture.gov.sg.

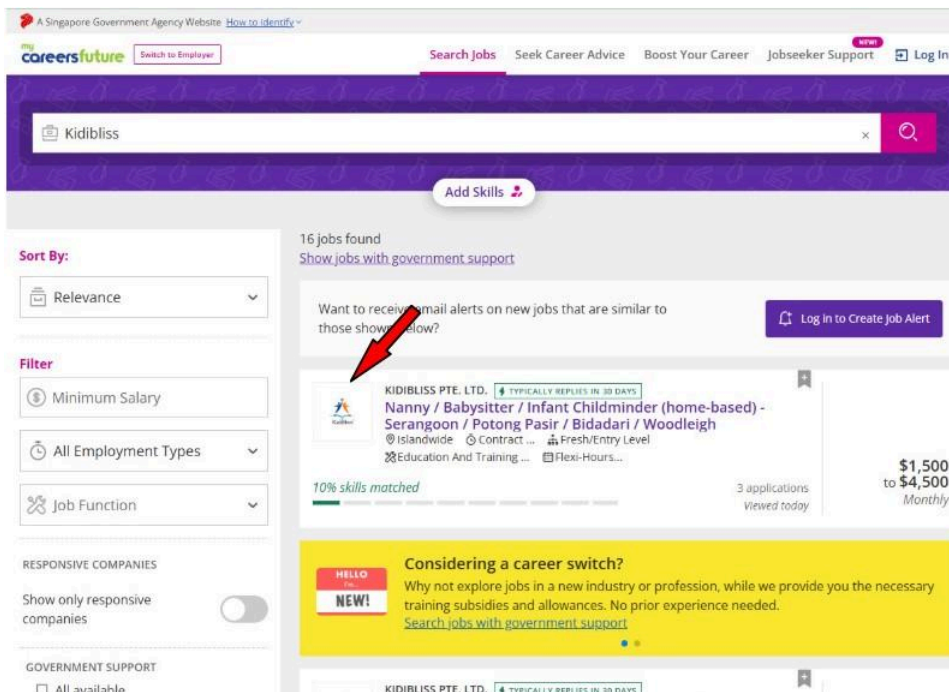
2. Find the search box

On the homepage the main search bar is front-and-centre. Click it and type 'Kidibliss' then press Enter (or click the search icon). This searches by keywords including company name and job title.



3. Scan the results

You'll see listings that mention Kidibliss (examples: Infant Care Teacher, Childminder, Nanny/Babysitter, Student Care Teacher). Click the job titles that you are interested in applying for.

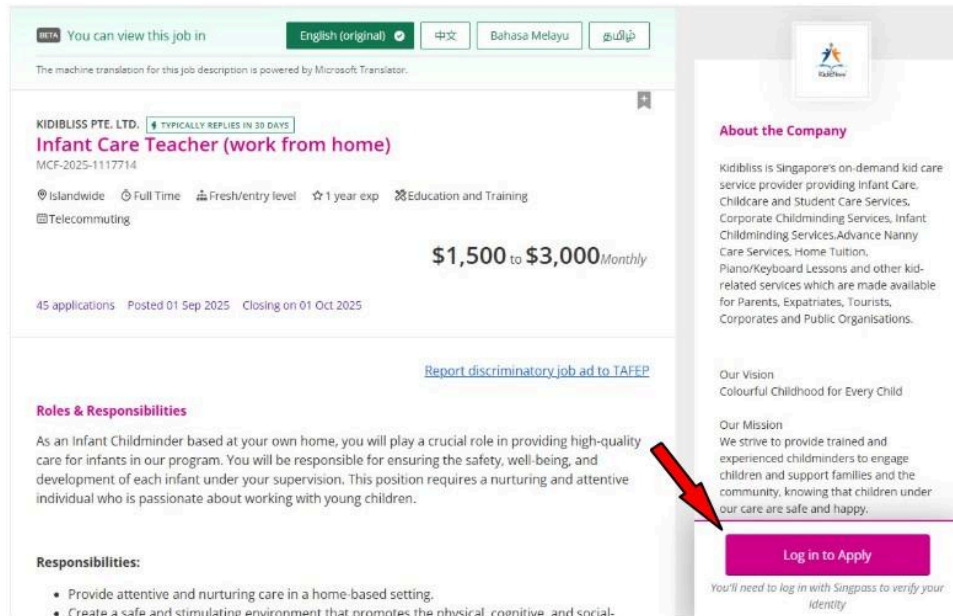


4. **Open the job posting and read carefully**

Check responsibilities, working arrangement (home-based / centre), qualifications, salary range, and any screening questions the employer added.

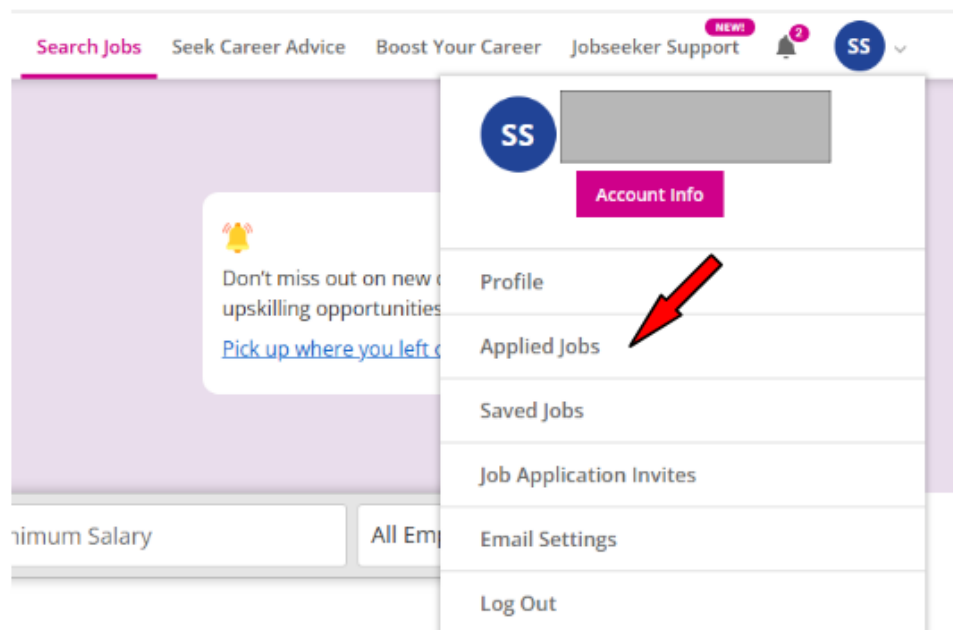
5. **Apply**

Click on 'Apply' and **log in with SingPass** (you must be SingPass-eligible to complete the application flow). Follow the on-screen steps (select resume, answer screening Qs, submit). static.mycareersfuture.gov.sg+1



6. **After you apply — track status**

After logging in, go to your profile menu → **Applied Jobs** to see application status (e.g., Submitted, Under review). The FAQ explains the flow and statuses. static.mycareersfuture.gov.sg



7. **Shortlisted candidates**

If you are shortlisted, Kidibliss will email and message you directly with a job opportunity notification.

8. **Set a Job Alert (optional)**

If you want to be notified when Kidibliss posts new roles, do the search 'Kidibliss', then click **Create Job Alert** (or save the search). MCF supports job alerts and skill-based matching for job applicants.

